

**ATLAS CYCLES (HARYANA) LTD.**  
**REGD.OFFICE:INDUSTRIAL AREA, SONEPAT-131001(HARYANA)**  
**UNAUDITED FINANCIAL RESULTS (ESTIMATED) QUARTER ENDED 30.09.2013**




Rs in lacs


PARTICULARS	3 months	Preceding	Corresponding	For six months	For six months	For six months	Previous
	ended	3months	3 months	ended	ended	ended	year ended
	30.09.2013	30.06.2013	30.09.2012	30.09.2013	30.09.2012	30.09.2011	31.03.2013
	(Unaudited)	(Unaudited)	(Unaudited)	(unaudited)	(unaudited)	(Unaudited)	(Audited)
<b>1 Income from operations</b>							
a) Net Sales from operations (net of excise)	17056	13065	19691	30122	37116	42662	67832
b) other operating profit	33	87	49	120	90	168	143
<b>Total Income from operations (Net)</b>	<b>17089</b>	<b>13152</b>	<b>19740</b>	<b>30242</b>	<b>37206</b>	<b>42830</b>	<b>67975</b>
<b>2 Expenses</b>							
a) Cost of Materials Consumed	13420	10087	15125	23507	28424	33748	48992
b) Purchase of Stock in trade	0	0	89	0	191	450	141
c) Change in Inventories of finished goods, work in progress and stock in trade.	23	6	102	29	154	148	287
d)Employees benefit expenses	1048	910	865	1958	1643	1771	4147
e)Depriciation and amortisation expenses	155	156	157	311	321	312	707
f) Other expenses	2575	2193	3065	4768	5696	5392	11927
<b>Total expenses</b>	<b>17221</b>	<b>13352</b>	<b>19403</b>	<b>30573</b>	<b>36429</b>	<b>41821</b>	<b>66201</b>
<b>3 Profit from operations before other income, finance costs and exceptional items</b>	<b>-132</b>	<b>-200</b>	<b>337</b>	<b>-331</b>	<b>777</b>	<b>1009</b>	<b>1774</b>
<b>4 Other income</b>	<b>19</b>	<b>52</b>	<b>26</b>	<b>70</b>	<b>69</b>	<b>43</b>	<b>40</b>
<b>5 Profit from ordinary activities before finance costs and exceptional items</b>	<b>-113</b>	<b>-148</b>	<b>363</b>	<b>-261</b>	<b>846</b>	<b>1052</b>	<b>1814</b>
<b>6 Finance costs</b>	<b>237</b>	<b>304</b>	<b>246</b>	<b>541</b>	<b>591</b>	<b>786</b>	<b>1460</b>
<b>7 Profit from ordinary activities after finance costs but before exceptional items</b>	<b>-350</b>	<b>-452</b>	<b>117</b>	<b>-802</b>	<b>255</b>	<b>266</b>	<b>354</b>
<b>8 Exceptional Items</b>	<b>0</b>	<b>0</b>	<b>0</b>	<b>0</b>	<b>0</b>	<b>0</b>	<b>0</b>
<b>9 Profit from ordinary activities before tax</b>	<b>-350</b>	<b>-452</b>	<b>117</b>	<b>-802</b>	<b>255</b>	<b>266</b>	<b>354</b>



10	Tax Expenses	0	0	35	0	75	80	77
11	Net profit from ordinary activities after tax	-350	-452	82	-802	180	186	277
12	Extraordinary Items	0	0	0	0	0	7	0
13	Net Profit for the periods	-350	-452	82	-802	180	179	277
14	Share of profit of associates	0	0	0	0	0	0	0
15	Minority interest	0	0	0	0	0	0	0
16	Net profit after tax, minority interest and Share of profit of associates	-350	-452	82	-802	180	179	277
17	Paidup equity share capital(face value of Rs.10)	325	325	325	325	325	325	325
18	Reserves excluding Revaluation reserves as per balance sheet of previous accounting year							
19	Earning per share (before extraordinary items) (of Rs.10/ each) (not annualised)							
	a) basic	-10.77	-13.91	2.52	-24.68	5.54	0.22	8.53
	b) diluted	-10.77	-13.91	2.52	-24.68	5.54	5.51	8.53
20	Earning per share ( after extraordinary items) (of Rs.10/ each) (not annualised)							
	a) basic	-10.77	-13.91	2.52	-24.68	5.54	5.51	8.53
	b) diluted	-10.77	-13.91	2.52	-24.68	5.54	5.51	8.53
A	Selected information for the Quarter and year ended 30.09.2013							
1	<b>Public Shareholding</b>							
	- Number of shares	1797554	1765554	1764071	1797554	1764071	1765454	1764058
	Percentage of shareholding	55.276	54.292	54.25	55.276	54.25	54.29	54.247
2	<b>Promoters and Promoters Group Shareholding</b>							
	a) Pledged /Encumbered							
	- Number of shares	nil	nil	nil	nil	nil	nil	nil
	-Percentage of shares (as a % of the total of promoters and promoters group)	nil	nil	nil	nil	nil	nil	nil
	-Percentage of shares (as a % of the total of the company)	nil	nil	nil	nil	nil	nil	nil
	b) Non-encumbered							
	- Number of shares	1454365	1486365	1487848	1487848	1487848	1486465	1487861
	-Percentage of shares (as a % of the total of promoters and promoters group)	100	100	100	100	100	100	100


*[Handwritten Signature]*

	-Percentage of shares (as a % of the total of the company)	44.724	45.708	45.75	45.75	45.75	45.71	45.74
	Particulars	3 months ended						
B	INVESTORS COMPLAINTS							
	Pending at the beginning of the quarter	nil						
	Received during the quarter	2						
	Disposed of during the quarter	2						
	Remaining unresolved at the end of the quarter	nil						
NOTES:								
1. In accordance with clause 41 of the Listing Agreement, the Company has published consolidated financial results. The unaudited standalone financial results of the Company will however, be available on the Company's website <a href="http://www.atlasbicycles.com">www.atlasbicycles.com</a> and on website of BSE ( <a href="http://www.bseindia.com">www.bseindia.com</a> ) and /or NSE ( <a href="http://www.nseindia.co.in">www.nseindia.co.in</a> )								
2. The above results were reviewed by the Audit Committee and approved by the Board of Directors in its meeting held on 15.11.2013								
3. The above results are subject to limited review.								
4. Previous period figures have been regrouped/rearranged wherever necessary to confirm to classification of this period								
It is certified that the unaudited financial results do not contain any false or misleading statement or figures and do not omit any material fact which make the statements or figures contained therein misleading.								
By order of the Board for ATLAS CYCLES (HARYANA) LIMITED								
 (I.D. CHUGH)								
( Whole Time Director )								
NEW DELHI : 15.11.2013								
								
GANESH IYER		S.KHANNA		C.M.DHALL				
C.E.O / C.F.O.		C.F.O.		C.F.O.				

  
S. KHANNA

STATEMENT OF ASSETS AND LIABILITIES		(Rs in lacs)	
DESCRIPTION	Year ended	Year ended	
	(Unaudited)	Audited	
EQUITY AND LIABILITIES		30.09.2013	31.03.2013
<b>SHAREHOLDERS FUNDS</b>			
Share Capital	325	325	
Reserves and Surplus	11502	12304	
	11827	12629	
<b>SHARE APPLICATION MONEY PENDING ALLOTMENT</b>		0	0
<b>NON-CURRENT LIABILITIES</b>			
Long-term borrowings	879	905	
Deferred tax liabilities (net)	854	854	
Other Long term liabilities	589	152	
Long-term provisions	69	73	
	2391	1984	
<b>CURRENT LIABILITIES</b>			
Short-term borrowings	6651	7991	
Trade payables	11385	12174	
Other current liabilities	2234	6721	
Short-term provisions	2003	4198	
	22273	31084	
<b>TOTAL</b>	<b>36491</b>	<b>45697</b>	
<b>ASSETS</b>			
<b>NON-CURRENT ASSETS</b>			
Fixed Assets			
Tangible assets	8854	9094	
Intangible assets	0	0	
Capital work-in-progress	0	418	
Intangible assets under development	0	0	

*LOE*

	Non-current investments	166	166
	Deferred tax assets (net)	0	0
	Long-term loans and advances	2309	2360
	Other non-current assets	11	11
		11340	12049
<b>CURRENT ASSETS</b>			
	Current investments	1890	1353
	Inventories	4852	11274
	Trade receivables	12467	13603
	Cash and Bank Balances	650	1562
	Short-term loans and advances	4316	5845
	Other current assets	976	11
		25151	33648
	<b>TOTAL</b>	<b>36491</b>	<b>45697</b>
<p>By order of the Board  for ATLAS CYCLES (HARYANA) LIMITED</p> <p>  (I.D. CHUGH)  (Whole Time Director)</p>			