



# ATLAS CYCLES (HARYANA) LIMITED

Registered Office : Industrial Area, Atlas Road, Sonapat - 131 001, (Haryana) India.

Courier/E-mail

CLO/4A/2010-11

31<sup>ST</sup> October, 2011

The General Manager  
Delhi Stock Exchange Association. Ltd  
DSE House, 3/1, Asaf Ali Road,  
New Delhi - 110002  
Fax No: 011- 46470053/54

Manager Listing  
Bombay Stock Exchange Ltd  
Plot No. Jeejeebhoy Towers,  
Dalal Street, Fort,

MUMBAI - 400 001  
E-Mail No. 022-22721919/2037 /2039  
E-Mail No. 022-22721919/2037 /2039  
E-Mail No. 022-22721919/2037 /2039  
E-Mail : corp.relations@bseindia.com

The Manager, Capital Market (Listing)  
National Stock Exchange of India Ltd  
Exchange Plaza,  
Bandra-Kurla Complex  
Bandra (E)  
MUMBAI - 400 051  
Fax No. 022 -26598237/38  
E-Mail : cmfist@nse.co.in

Dear Sirs,

Sub: Un-audited Financial Results for the Quarter and Half Year Ended 30<sup>th</sup> September, 2011

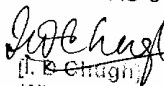
Pursuant to Revised Clause 41 of the Listing Agreement, please find enclosed herewith a statement the 'Un-audited Financial Results' of the Company for the Quarter and Half year Ended 30<sup>th</sup> September, 2011 as considered and approved by the Board of Directors of the Company in its meeting held on Monday, the 31<sup>st</sup> October, 2011.

We have sent the statement for publication in English and Hindi newspapers as required under the said revised clause.

Kindly bring it to the notice of all concerned.

Thanking you,

Yours faithfully,  
For ATLAS CYCLES (HARYANA) LIMITED

  
J. S. Chugh,  
Whole-Time Director  
Encl.: As above

**LEADING PRODUCER & EXPORTER OF QUALITY BICYLES**

Sonepat Office : Phones 091-130-2200001 to 2200012, Fax: 091-130-2200018, Gram: 'Atlas', Sonapat

ATLAS CYCLES (HARYANA) LTD.							
REGD.OFFICE:INDUSTRIAL AREA ,SONEPAT-131001(HARYANA)							
UNAUDITED FINANCIAL RESULTS (ESTIMATED)QUARTER ENDED 30.09.2011							
RUPEE IN LACS							
	QUARTER	ENDED	YEAR TO DATE	YEAR TO DATE	YEAR ENDED		
	30.09.2011	30.09.2010	FIG	FIG	FIG		
	IIND QUARTER	IIND QUARTER	30.09.2011	30.09.2010	31.3.2011		
			(UNAUDITED)	(UNAUDITED)	AUDITED		
1.	a)	NET SALES/INCOME FROM OPERATION	24,491	20,083	42,662	37,241	76,449
	b)	OTHER INCOME	91	159	169	251	339
		NET SALES AND OTHER INCOME	24582	20242	42831	37492	76,788
2		EXPENDITURE					
	a)	INCREASE/DECREASE IN STOCK IN TRADE	(235)	(262)	148	(210)	(660)
	b)	CONSUMPTION OF RAW MATERIAL	19,926	15,714	33,748	28,753	60,985
	c)	PURCHASE OF TRADED GOODS	235	386	450	851	2,959
	d)	EMPLOYEE COST	986	964	1,771	1,825	3,687
	e)	DEPRECIATION	157	142	313	270	570
	f)	OTHER EXPENDITURE	2,973	2,885	5,396	5,230	7,495
	g)	TOTAL	24,043	19,829	41,827	36,719	75,036
3		PROFIT FROM OPERATIONS BEFORE OTHER INCOME					
		INTEREST & EXCEPTIONAL ITEMS	539	413	1,004	773	1,752
4		OTHER INCOME	31	28	43.12	35	70
5		PROFIT BEFORE INTEREST & EXCEPTIONAL ITEMS	570	441	1,047	808	1,822
6		INTEREST	440	294	786	551	1,158
7		PROFIT AFTER INTEREST BUT BEFORE EXCEPTIONAL ITEM	130	147	261	257	664
8		EXCEPTIONAL ITEM	-	-	-	-	-
9		PROFIT FROM ORDINARY ACTIVITIES BEFORE TAX	130	147	261	257	664
10		TAX EXPENSES	40	45	80	85	220
11		NET PROFIT FROM ORDINARY ACTIVITIES AFTER TAX	90	102	181	172	444
12		EXTRA ORDINARY EXPENSES	2	5	2	-	68
13		NET PROFIT FOR THE PERIOD	88	97	179	172	376
14		PAID UP EQUITY SHARE CAPITAL					
15		RESERVE EXCLUDING REVALUATION RESERVE	325	325	325	325	325
							11626
16.	a)	EPS- DILUTED (RS)					
	b)	BASIC(RS)					
17		PUBLIC SHAREHOLDING	2.70	2.99	5.50	5.29	11.57
		-NUMBER OF SHARES					
		-PERCENTAGE OF SHAREHOLDING	1765454	1792626	1765454	1792626	1804501
			54.29	55.13	54.29	55.13	55.49
18		PROMOTERS AND PROMOTER GROUP					
		SHAREHOLDING					
		A) PLEDGED/ENCUMBERED					
		-NUMBER OF SHARES	0	0	0	0	0
		-PERCENTAGE OF SHARES (AS A % OF THE	0.00	0.00	0.00	0.00	0.00
		TOTAL SHARE CAPITAL OF THE COMPANY)					
		B) NON-ENCUMBERED					
		-NUMBER OF SHARES	1486465	1459293	1486465	1459293	1447418
		-PERCENTAGE OF SHARES (AS A % OF THE	100.00	100.00	100.00	100.00	100.00
		TOTAL SHAREHOLDING OF PROMOTER AND					
		PROMOTER GROUP)					
		-PERCENTAGE OF SHARES (AS A % OF THE	45.71	44.87	45.71	44.87	44.51
		TOTAL SHARE CAPITAL OF THE COMPANY)					
NOTES:							
1. There were no complaints from investors outstanding at the beginning of the quarter. Four complaints received from the shareholders/debentureholder during the quarter have been disposed off. No complaint was pending at the end of the quarter.							
2. The above results are subject to "Limited Review" by the Statutory auditors of the Company							
3. The above results were reviewed by the Audit Committee on 31st October 2011 and taken on record the Board of Directors at its meeting held on 31st October, 2011							
It is certified that the unaudited financial results do not contain any false or misleading statement or figures and do not omit any material fact which make the statements or figures contained therein misleading.							
By order of the Board for ATLAS CYCLES (HARYANA) LIMITED							
NEW DELHI : 31.10.2011							

ATLAS CYCLES (HARYANA) LIMITED  
 SONEPAT  
 (Whole Time Director)


ATLAS CYCLES (HARYANA) LTD.  
 REGD.OFFICE:INDUSTRIAL AREA ,SONEPAT-131001(HARYANA)  
 UNAUDITED FINANCIAL RESULTS (ESTIMATED)QUARTER ENDED 30.09.2011


RUPEES IN LACS

QUARTERLY REPORTING ON SEGMENT WISE REVENUES, RESULTS AND  
 CAPITAL EMPLOYED UNDER CLAUSE 41 OF LISTING AGREEMENT

	QUARTER	ENDED	HALF YEAR	ENDED	YEAR
	30.09.2011	30.09.2010	30.09.2011	30.09.2010	ENDED
					31.03.11
					AUDITED
SEGMENT REVENUE (NET SALE/INCOME FROM EACH SEGMENT)					
A) BICYCLES	20861	18190	37342	33647	70755
B) STEEL TUBES	3998	2091	5933	4054	8534
OTHER INCOME	122	187	212	286	409
TOTAL	24982	20468	43487	37987	79698
LESS INTER SEGMENT REVENUE	369	198	613	459	928
NET SALE/INCOME FROM OPERATIONS	24613	20270	42874	37528	78770
SEGMENT RESULTS					
PROFIT BEFORE TAX AND INTEREST FROM EACH SEGMENT					
A) BICYCLES	547	334	970	645	1666
B) STEEL TUBES	21	101	75	163	87
TOTAL	568	435	1045	808	1753
LESS INTEREST	440	293	786	551	1157
II OTHER UNALLOCABLE EXPENDITURE NET OFF					
UNALLOCABLE INCOME	0	0	0	0	0
TOTAL PROFIT BEFORE TAX	128	142	259	257	596
CAPITAL EMPLOYED (SEGMENT ASSETS -SEGMENT LIABILITIES)					
A) BICYCLES					10147
B) STEEL TUBES					3180
C) UNALLOCATED LIABILITIES					-987
TOTAL					12340

It is certified that the unaudited financial results do not contain any false or misleading statement or figures and do not omit any material fact which make the statements or figures contained therein misleading.

By order of the Board  
 for ATLAS CYCLES (HARYANA) LIMITED  
  
 (I.D. CHUGH)  
 (Whole Time Director)




NEW DELHI : 31.10.2011

POSITION OF ASSETS AND LIABILITIES

PARTICULAR	figs in lacs		
	SIX MONTH ENDED ON	SIX MONTH ENDED ON	AUDITED AS ON
	30.9.2011	30.9.2010	31.3.2011
SHAREHOLDERS FUNDS			
(a) Capital	325	325	325
(b) Reserves and Surplus	11855	11809	11855
Profit and Loss A/ C	332	172	160
LOAN FUNDS	11665	10223	8735
TOTAL	24177	22529	21075
FIXED ASSETS	9966	8095	10007
INVESTMENTS	1570	1217	2636
CURRENT ASSETS, LOANS AND ADVANCES			
(a) Inventories	7520	5263	10627
(b) Sundry Debtors	19488	15793	14609
(c) Cash and Bank Balances	636	2072	426
(d) Other current Assets	1703	1356	375
(e) Loans and Advances	3969	4429	6184
Less: Current Liabilities and Provisions			
(a) Liabilities	-14780	-13759	-17950
(b) Provisions	-5815	-1937	-5839
MISCELLANEOUS EXPENDITURE (NOT WRITTEN OFF OR ADJUSTED)		0	
TOTAL	24177	22529	21075

By order of the Board  
for ATLAS CYCLES (HARYANA) LIMITED

*Y. D. Chugh*  
(Y. D. CHUGH)  
( Whole Time Director)



NEW DELHI : 31.10.2011