

**ATLAS CYCLES (HARYANA) LTD.**  
**REGD. OFFICE: INDUSTRIAL AREA, SONEPAT -131001 (HARYANA)**  
**UNAUDITED FINANCIAL RESULTS (ESTIMATED) QUARTER ENDED 31.03.2012**

PARTICULARS	STATEMENT OF UNAUDITED RESULTS FOR THE YEAR ENDED 31.3.2012						
	3 months ended 31.3.2012 (Unaudited)	Preceding 3 months ended 31.12.2011 (Unaudited)	Corresponding 3 months ended 31.3.2011 (Unaudited)	Current year ended 31.3.2012 (Unaudited)	Previous year ended 31.3.2011 (Unaudited)	Previous year ended 31.3.2011 (Audited)	(Rs. in lacs)
<b>1 Income from operations</b>							
a) Net Sales from operations (net of excise)	21072	23725	19686	87458	77977	76449	
b) other operating profit	85	81	55	335	289	339	
<b>Total Income from operations (Net)</b>	<b>21157</b>	<b>23806</b>	<b>19741</b>	<b>87793</b>	<b>78266</b>	<b>76788</b>	
<b>2 Expenses</b>							
a) Cost of Materials Consumed	16112	18585	15315	68446	60919	60985	
b) Purchase of Stock in trade	178	256	125	883	854	2959	
c) Change in Inventories of finished goods, work in progress and stock in trade.	10	22	-178	180	-497	-660	
d) Employees benefit expenses	1004	994	958	3769	3717	3687	
e) Depreciation and amortisation expenses	172	160	144	645	568	570	
f) Other expenses	3192	3237	2900	11825	10994	7495	
<b>Total expenses</b>	<b>20668</b>	<b>23254</b>	<b>19264</b>	<b>85748</b>	<b>76555</b>	<b>75036</b>	
<b>3 Profit from operations before other income, finance costs and exceptional items</b>	<b>489</b>	<b>552</b>	<b>477</b>	<b>2045</b>	<b>1711</b>	<b>1752</b>	
<b>4 Other Income</b>	<b>88</b>	<b>31</b>	<b>14</b>	<b>162</b>	<b>149</b>	<b>70</b>	
<b>5 Profit from ordinary activities before finance costs and exceptional items</b>	<b>577</b>	<b>583</b>	<b>491</b>	<b>2207</b>	<b>1860</b>	<b>1822</b>	
<b>6 Finance costs</b>	<b>475</b>	<b>431</b>	<b>334</b>	<b>1692</b>	<b>1236</b>	<b>1158</b>	
<b>7 Profit from ordinary activities after finance costs but before exceptional items</b>	<b>102</b>	<b>152</b>	<b>157</b>	<b>515</b>	<b>624</b>	<b>664</b>	

8	Exceptional Items	0											
9	Profit from ordinary activities before tax	102	152	157	157	515	624	664					
10	Tax Expenses	30	30	50	50	140	200	220					
11	Net profit from ordinary activities after tax	72	122	107	107	375	424	444					
12	Extraordinary Items	0	2	2	2	4	11	68					
13	Net Profit for the periods	72	120	105	105	371	413	376					
14	Share of profit of associates	0											
15	Minority interest	0											
16	Net profit after tax, minority interest and Share of profit of associates	72	120	105	105	371	413	376					
17	Paidup equity share capital (face value of Rs.10 each)	325	325	325	325	325	325	325					
18	Reserves excluding Revaluation reserves as per balance sheet of previous accounting year												
19	Earning per share (before extraordinary items) (of Rs.10/ each) (not annualised)												
	a) basic												
	b) diluted	2.22	3.69	3.23	3.23	11.42	12.71	11.57					
20	Earning per share ( after extraordinary items) (of Rs.10/ each) (not annualised)												
	a) basic												
	b) diluted	2.22	3.69	3.23	3.23	11.42	12.71	11.57					

A Selected information for the Quarter and year ended 31.3.2012

<b>1 Public Shareholding</b>										
	- Number of shares	1764480	1764480	1804501	1764480	1804501	1804501	1804501		
	Percentage of shareholding	54.26	54.26	55.49	54.26	55.49	55.49	55.49		
<b>2 Promoters and Promoters Group Shareholding</b>										
	a) Pledged /Encumbered									
	- Number of shares	nil	nil	nil	nil	nil	nil	nil		
	-Percentage of shares (as a % of the total shareholding of promoters and promoters group)	nil	nil	nil	nil	nil	nil	nil		
	-Percentage of shares (as a % of the total share capital of the company)	nil	nil	nil	nil	nil	nil	nil		


b) Non-encumbered									
- Number of shares	1487439	1487439	1447418	1487439	1447418	1447418	1447418		
-Percentage of shares (as a % of the total shareholding of promoters and promoters group)	100	100	100	100	100	100	100		
-Percentage of shares (as a % of the total share capital of the company)	45.74	45.74	44.51	45.74	44.51	44.51	44.51		
Particulars	3 months ended								
B INVESTORS COMPLAINTS									
Pending at the beginning of the quarter	nil								
Received during the quarter	4								
Disposed of during the quarter	4								
Remaining unresolved at the end of the quarter	nil								

NOTES:

- The above results are subjected to "limited Review" by the Statutory auditors of the Company
- The above results has been limited reviewed by the Statutory Auditors of the Company
- Previous period figures have been regrouped/rearranged wherever necessary to confirm to classification of this period

It is certified that the unaudited financial results do not contain any false or misleading statement or figures and do not omit any material fact which make the statements or figures contained therein misleading.

By order of the Board  
for ATLAS CYCLES (HARYANA) LIMITED



NEW DELHI: 14.05.2012

M.R.AGARWAL  
C.E.O

GANESHTYER  
C.F.O.

S.KHANNA C.M.DHALL  
C.F.O. C.F.O.


ATLAS CYCLES (HARYANA) LTD.  
 REGD.OFFICE:INDUSTRIAL AREA ,SONEPAT-131001(HARYANA)  
 UNAUDITED FINANCIAL RESULTS (ESTIMATED)QUARTER ENDED 31.03.2012  
 QUARTERLY REPORTING ON SEGMENT WISE REVENUES, RESULTS AND  
 CAPITAL EMPLOYED UNDER CLAUSE 41 OF LISTING AGREEMENT  
 RUPEES IN LACS


	Quarter	Quarter	Quarter	Year	YEAR
	ended 31.3.2012	ended 31.12.2011	ended 31.03.2011	ended 31.03.2012	ENDED 31.03.2011
SEGMENT REVENUE	Unaudited	Unaudited	Unaudited	Unaudited	Audited
(NET SALE/INCOME FROM EACH SEGMENT)					
A) BICYCLES	20052	22417	17751	81032	70755
B) STEEL TUBES	1020	1430	1935	6426	8534
OTHER INCOME	173	112	55	497	409
TOTAL	21245	23959	19741	87955	79693
LESS INTER SEGMENT REVENUE	60	122	163	786	928
NET SALE/INCOME FROM OPERATIONS	21185	23837	19578	87169	78770
PROFIT BEFORE TAX AND INTEREST FROM EACH SEGMENT					
A) BICYCLES	752	527	501	2249	1666
B) STEEL TUBES	-175	54	-12	46	87
TOTAL	577	581	489	2203	1753
LESS I INTEREST	475	431	334	1692	1157
II OTHER UNALLOCABLE EXPENDITURE NET OFF					
UNALLOCABLE INCOME	0	0	0	0	0
TOTAL PROFIT BEFORE TAX	102	150	155	511	596

CAPITAL EMPLOYED					
(SEGMENT ASSETS -SEGMENT LIABILITIES					
A) BICYCLES					
B) STEEL TUBES					10147
C) UNALLOCATED LIABILITIES					3180
TOTAL					-987
					12340

It is certified that the unaudited financial results do not contain any false or misleading statement or figures and do not omit material fact which make the statements or figures contained therein misleading.

ok ok ok ok

By order of the Board  
for ATLAS CYCLES (HARYANA) LIMITE  
  
T.D. CHUGH  
(Whole Time Director)



NEW DELHI : 14.05.2012

M.R. AGARWAL  
CEO

GANESH IYER  
C.F.O.


S. KHANNA  
C.F.O.

C.M. DHALL  
C.F.O.

STATEMENT OF ASSETS AND LIABILITIES

Particulars	As at (Current	As at (previous
	year)	year)
	31.3.2012	31.3.2011
<b>A EQUITY LIABILITIES</b>		
<b>1 Shareholders' fund</b>		
a) Share Capital	325	325
b) Reserves and Surplus	12216	12015
c) Money received against share warrants		
<b>Shareholders's fund</b>	<b>12541</b>	<b>12340</b>
<b>2 Share application money pending allotment</b>	<b>0</b>	<b>0</b>
<b>3 Minority interest</b>	<b>0</b>	<b>0</b>
<b>4 Non - Current Liabilities</b>		
a) Long term Borrowings	2634	2695
b) Deffered Tax Liabilities	797	797
c) Other Long Term Liabilities	3685	4001
d) Long Term Provisions	120	118
<b>Non - Current Liabilities</b>	<b>7236</b>	<b>7611</b>
<b>5 Current Liabilities</b>		
a) Short Term Borrowings	8005	8519
b) Trade Payables	12497	12661
c) Other current liabilities	5400	4141
d) Short term provisions	988	770
<b>Current Liabilities</b>	<b>26890</b>	<b>26091</b>
<b>TOTAL EQUITY AND LIABILITIES</b>	<b>46667</b>	<b>46042</b>

<b>B</b>	<b>ASSTES</b>		
	1 Non-current assets		
	a) Fixed Assets	9913	9817
	b) Goodwill on consolidation	0	0
	c) Non current investments	84	384
	d) Deferred tax assets	0	0
	e) Long term loans and advances	3968	3754
	f) other current assets	2657	2300
	<b>Non-current assets</b>	<b>16622</b>	<b>16255</b>
	2 Current assets		
	a) Current investments	1176	2213
	b) Inventories	9483	9677
	c) Trade receivables	14878	13795
	d) Cash and cash equivalents	1753	1611
	e) Short term loans and advances	1801	1607
	f) Other current assets	954	884
	<b>Current assets</b>	<b>30045</b>	<b>29787</b>
	<b>TOTAL ASSETS</b>	<b>46667</b>	<b>46042</b>

By order of the Board  
for ATLAS CYCLES (INDIA) PRIVATE LIMITED  
  
ANIL GHOSH  
(Whole Time Director)

NEW DELHI : 14.05.2012

*SK* M.R AGARWAL *AN* GANESH IYER *Quinn* S.KHANNA *CM* C.M DHALL  
CEO C.F.O. C.F.O. C.F.O.